12-to-24 Collaborative Survey Data Dashboard

Q4: Services Provided to the 12-to-24 population in Frederick County

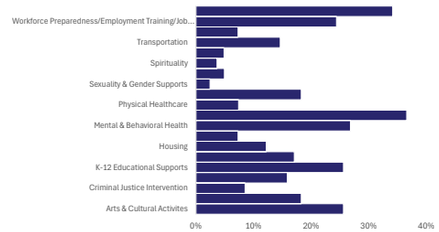

Q5: Who primarily are the recipients of your services?

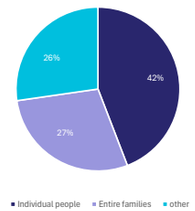

Q6: Where does your organization regularly provide services to emerging adults?

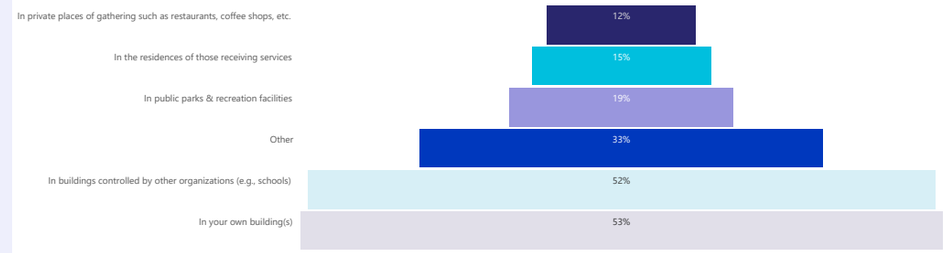

Q8: Ages regularly served by the 12-to-24 demographic

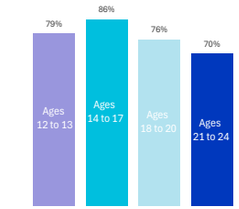

Q9: Size of annual operating budget

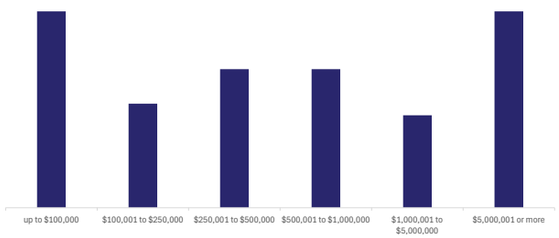

Q10: How interested is your organization in providing on-site services in the youth center building?
0=very uninterested to 100= very interested

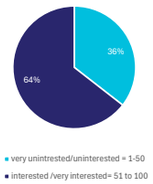

Q12: Target ages for the proposed programs/services to be offered in the youth center building

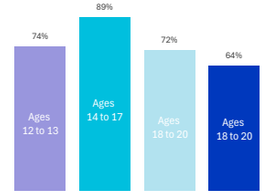

Q13: How likely is your organization to offer services in the youth center building on the following days?

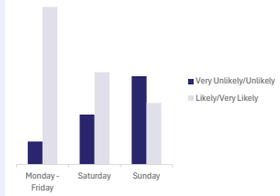

Q14: How likely is your organization to require the following resources to operate in the hub building?

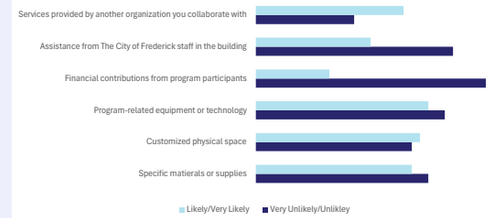

Q16: How likely is your organization to engage emerging adults (12-to-24) in the following ways at this time?

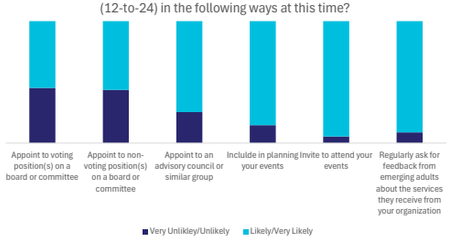

Q17: How likely is your organization to support the Frederick Youth Council in the following ways?

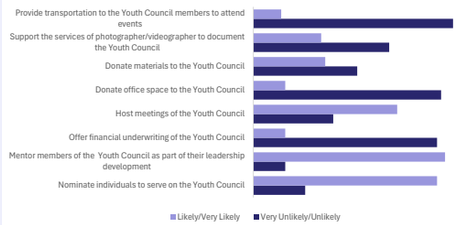

Q19: How likely is your organization to welcome input and engagement from the Youth Council in the planning and implementation of your programs and activites aimed at emerging adults?

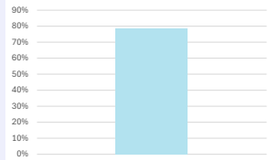

Q21: If your organization chose to be listed on the Collaborative's service map, how likely could you reliably update your information used on the map on the following schedules?

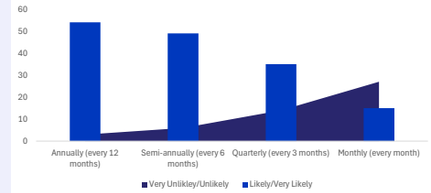

Q22: What action should the Collaborative take when an organization does not update information on the service map according to an agreed-upon schedule?

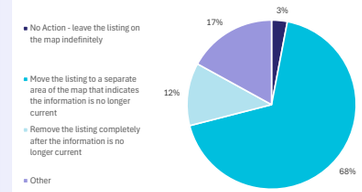

Q24: How likely is your organization to participate in the Collaborative's new service map?

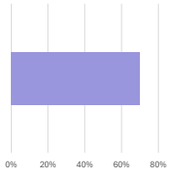

Q25: How likely is your organization to collect the following demographic data on emerging adults and their families you serve?

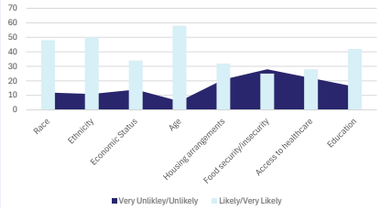

Q26: If your organization chose to share summary data on its services, how likely could you reliably provide the data on the following schedules?

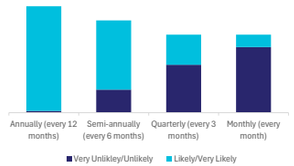

Q27: Best you can estimate, how complete are your current electronic records for case management/client services provided over the past two years of service history? (0%= no electronic records; 100% = all data available electronically)

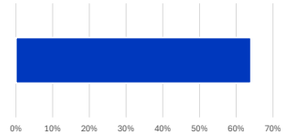

Q28: How likely is your organization to participate in sharing summary data about services with the Collaborative?

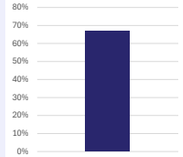

Q29: How likely is your organization to participate in the following activites related to workforce preparednes, employment training and/or job placement?
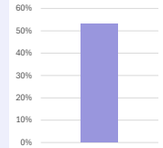
Q30: If the proposed Youth Center in The City of Frederick created a space for employment training, how likely would your organization be to offer such services inside the building?